

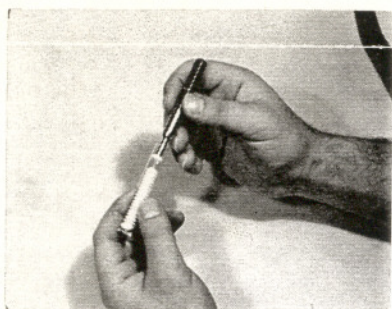
FOR THE ACCURATE MEASUREMENT OF INTRAOCULAR PRESSURE

**TONOMAT**

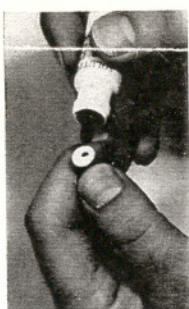
APPLANATION TONOMETER

developed and perfected after six years of clinical testing by  
 Adolph Posner, M.D., F.A.C.S., Associate Clinical Professor,  
 Albert Einstein College of Medicine  
 and Richard Inghima, B.S., Assistant Director of the Institute for Glaucoma  
 Research, Inc.

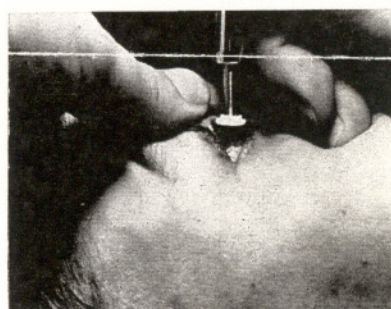
**FIVE SIMPLE STEPS WILL PRODUCE AN ACCURATE PERMANENT RECORD**



1. Attach new end plate



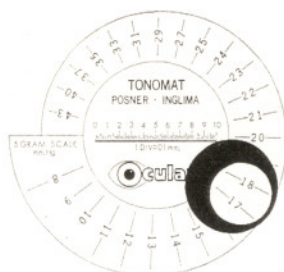
2. Apply Aplacote—spread evenly




3. Applanate cornea



4. Make transfer to moistened paper



5. Read transfer with special magnifier



Complete permanent record

**THE PREFERRED METHOD OF APPLANATION TONOMETRY**

- TROUBLE-FREE ... Virtually indestructible — never requires recalibration.
- EASY TO USE ... Simplest procedure of all types of applanation and indentation tonometers — may be used with or without topical anaesthetic.
- COMPACT ... Portable — used without a slit lamp.
- ACCURATE ... Clinical evaluation has proven the Tonomat principle of applanation most accurate for routine practice and for diagnosis of borderline case.
- SAFE ... Non-traumatic with ordinary use.
- STERILE ... Precision moulded, sterile disposable end plates.
- PERMANENT RECORD ... Furnishes graphic record for future reference.
- CERTIFIED ... Each Tonomat is tested and certified by the Institute for Glaucoma Research, Inc., New York, N.Y.
- ECONOMICAL ... Kit includes two Tonometers, measuring magnifier, 50 certified end plates and accessories £45 0 0
- TONOPAK KIT ... Aplacote, transfer papers, 50 certified end plates £3 5 0